



**When Both
Quality & Price Matter!**



810-679-2032
ParraghiRoofing.com

**Over 20 Years of Experience • Licensed & Insured • Unsurpassed Warranty Protection
Guaranteed Quality Installation • Family Owned & Operated**

Why Hire a Licensed and Insured Roofer?

PEACE OF MIND!

Make Sure Your Contractor Has...

- ❑ A Permanent Place of Business
- ❑ Workers Comp. & Lots of Liability Insurance
- ❑ Proper State License
- ❑ Successful Complaint Resolution Process
- ❑ Explicit Material & Workmanship Warranties
- ❑ Experience & References
- ❑ Specific Project Details For Your Project

Call to Verify All of These Before You Sign!

Parraghi Roofing & Sheet Metal Has...

- ✓ Yes, serving St. Clair & Sanilac Counties for over 20 years
- ✓ Workers Compensation & \$1 Million in Liability
- ✓ License # 2104186082
- ✓ From Parraghi Roofing & Sheet Metal LLC & All its Manufacturers
- ✓ 20 yrs Experience & References Specific to Your Job
- ✓ Permits, Materials Used, Installation & Clean-up

✓ OK TO SIGN!!!

Why Us?

Parraghi Roofing is a licensed, insured, and experienced roofing company; we are committed to safety, quality, and customer care! Parraghi Roofing & Sheet Metal has 20 years of experience and references specific to your job. We can provide metal roofs and at a shingle price.

Parraghi Roofing & Sheet Metal provides superior quality service on every roofing project we complete. With safety, quality and customer care we are committed to serving our community. Put your roof in the hands of an experienced contractor. Know that you can count on an established roofing company to protect your home. At Parraghi Roofing & Sheet Metal we understand that roofing can be a stressful experience, which is why we offer expert workmanship and the best pricing for your dollar.

With 20 years of experience and references, Parraghi Roofing & Sheet Metal has been rated “A+” by the Better Business Bureau. We are committed to Safety, Quality, and Customer Care!

ParraghiRoofing.com • 810-679-2032

What You Can Expect

An overview of what to expect and how to prepare for your new roof.

Roofing Agreement

- Once you have decided on what product to have installed, please sign and date your contract. The Roofing Agreement must be completed before the job will start. Return a copy with the material color on it via mail, e-mail or in person.

Time Frame

- Time Frame given is always an estimate as is based on the day you confirm agreement. Jobs are completed in order by the date of the signed contract.
- We do our best to give notice when we will be starting the job, however weather and other factors change our schedule daily.

If you are going with the 36” Classic rib we will call right before we roll your steel, which will indicate coming within a week or two and again about a day before we are going to start the project.

If you are having a Standing Seam roof installed we require a 25% deposit with your signed contract as it is a custom order. We will call ahead a day or so before starting the project.

- If a permit is required we take care of it on our end.

Preparation & Cleanup

- Please cut your grass closest to the house to insure a better cleanup. It is appreciated if you are able to move or protect valuable items close to house in work area. Move vehicles that could potentially be blocked in driveway. We work to maintain and leave a clean jobsite. Installs when snow is on the ground are difficult to guarantee, but we are happy to come back once snow melts if there is debris present. Please call if there is debris to be cleaned up once the snow is melted.
- If your project is a tear off, we will bring a dump trailer and debris will be hauled away after job completion. You may want to secure loose items on walls, remove breakables landscaping ornaments, and cover items stored in attics as the banging and shaking tends to shake down loose dust and debris. We take care to protect the outside of your home and landscaping during the process. You may notice granules washed out from your downspouts after it rains when a tear off is done.
- Proper ventilation and insulation is imperative for your new roof. Soffits should be clear of insulation and proper attic insulation in place. We do not offer these services so please have them addressed if needed.
- It is important that your house is properly ventilated and insulated. If it is not, even with a new roof, it can lead to ice dams (An ice dam is a ridge of ice that forms at the edge of a roof and prevents melting snow (water) from draining off the roof.), leaking and deteriorating roof materials.
- Chimneys, siding and windows are other areas that homeowners might see as problem areas. If you feel there are potential problem areas please inform your estimator, so that an evaluation of those areas can be done and/ or recommend other contract work if necessary.

If a metal roof is being installed it may be recommended that a bigger 6” gutter be installed. It is not necessary on all roofs and is addressed case by case. We recommend if you are in need of new gutters to let us know ahead of time as special trim maybe necessary, that they get installed after the new roof and that a 6” gutter be installed. Gutter guards, helmets, screens are not typically conducive with a metal roof system. Please note that if your current gutter accessories need to be removed they are likely not going to be able to be re-installed.

You may also need an ice rail over high traffic areas where snow and ice can slide off of your roof. We typically do not include in the roof estimate unless discussed or very obvious areas are needed. They are meant to break up snow slides not prevent completely as the snow load kept on the roof is not good for the integrity of the roof.

Satellite dishes: If you are having a metal roof installed you will need to contract your provider to have it placed on a post or off the side of your home. We recommend you set this up as soon as you sign your contract.

Cathedral Ceilings: Cathedral ceilings may require special insulation considerations since condensation could occur.

Once Your Job is Finished:

- Parraghi Roofing does not take any money down except for standing seam jobs. Payment in full is expected upon completion. If you are present at the time of completion, please do a walk around with the foreman on site. Once satisfied, please pay online through e-mailed invoice using the bank transfer option, mail or bring a check in person. We will then provide a paid in full receipt with warranty and tax credit eligibility on it. Credit card transactions will include a processing fee of 3% and must contact the office to do so.

Payments not made within 7 business days of completion are subject to a \$25 a day fine and at 30 days will automatically be filed for lien, unless others discussed ahead of time.

- Submit a copy of the paid receipt to your insurance company to receive any possible discounts on your premium.
- Please let us know if a previous customer referred us to you. A \$100 referral incentive check will be given your job is completed and paid for.

Your roof may be tax credit eligible, please discuss with your tax preparer that year.

Classic Rib Metal Roof

Installing Metal Roofs at a Shingle Price!

We now custom fabricate panels for our clients, contractors
and those looking to do it themselves.

29 Gauge, 36" Ribbed Metal Panel

Pros:

- Affordable and cost comparable to shingles - sometimes less expensive
- 40 year paint warranty
- 15 year service warranty
- Low maintenance
- UL rating 4
- Energy savings
- Decrease insurance premiums
- No mold/mildew build-up
- Variety of colors
- Metal roofs are tax credit eligible
- Easy installation for do it yourselfers
- Pick up or Delivery available



Cons:

- Thinner gauge metal
- Exposed fasteners, self-sealing screws every 2'
- Cut edges are exposed to weather



Valspar Crinkle Finish on Classic Rib Metal Roof



Classic Rib Metal Roof Colors

29 Gauge, 36" Classic Rib • .015" Thickness • Grade 80

40 Year Paint Warranty



BURNISHED SLATE
SR .31 SRI 32



CHARCOAL GRAY
SR .33 SRI 35



BLACK
SR .31 SRI 31



RUSTIC RED
SR .32 SRI 33



KOKO BROWN
SR .33 SRI 34



BURGUNDY
SR .29 SRI 29



GREEN
SR .33 SRI 35



LIGHT STONE
SR .54 SRI 63



ASH GRAY
SR .43 SRI 48



GALLERY BLUE
SR .19 SRI 17

ParraghiRoofing.com • 810-679-2032

After 20 plus years of installing metal roofing we have come to the conclusion that under almost all circumstance it is best practice to install 1x4's or 2x4's over the existing roof, every 2' from the eave to the ridge. This furring strip/ purlin method is allowed by code and creates a sub roof, with weight being distributed on trusses. This provides a better "bite" with the screws into the purlins than it does into sheathing, which gives a tighter seal and deters it from backing out. Leaving on the existing roof creates more insulation and better vapor barrier. We are confident giving our 15 year warranty with this effective install method.

Standing Seam Panels

Understand what sets this Lifetime Roof System apart from the rest.
Parraghi Roofing & Sheet Metal fabricates two types of metal roofing;
the classic rib panel and the standing seam panel, as well as custom trim.
We sell direct to the public and all contractors.



24 Gauge, 15" Standing Seam Panel

Pros:

- Premium lifetime roof system
- No exposed fasteners
- Completely enclosed, no raw or cut edges
- Lifetime transferable service warranty
- UL rating 4
- Clean looking striated panel
- Increased home value
- Energy savings
- Decreased insurance premiums
- Maintenance free
- Withstands Mother Nature
- Large color selection
- Metal roofs are tax credit eligible

Cons:

- Initially costs more than other roof options, but won't have another roof replacement cost on that home.




Standing Seam Panels Diagram

A visual, step by step understanding of our Lifetime Premium Roof System.

- 24 Gauge Steel Panel
- Rolled On-site
- Custom-made Trim
- Energy Efficient

- NO Exposed Fasteners
- Completely Enclosed System
- 35 year Non-Pro-rated Paint Warranty
- Lifetime Service Warranty



Sno- rail may be needed or desired over high traffic areas depending on the pitch of roof lines over walkways and doorways.

This is not included in the quote unless it is obvious or requested. Some roofs may not require sno-rail, so customers may want to see where it may be needed and then add on at a later date. It is not meant to completely hold sliding snow but meant to break up and slow down, as it is not ideal to have the weight of snow load held on the roof.

SATELLITE DISHES: If you are having a metal roof installed you will need to contact your provider to have it placed on a post or off the side of your home.

GUTTER GUARDS need to be addressed depending on type of roof being installed and the style of existing guards

Get to Know Us



160 Louise St., Croswell, MI 48422
www.ParraghiRoofing.com rymarparr@yahoo.com
810-679-2032

